

























































|              | made per month | per month | made per trade |  |
|--------------|----------------|-----------|----------------|--|
| JANUARY      | 1922           | 33        | 58.24          |  |
| FEBRUARY     | 1901           | 43        | 44.21          |  |
| MARCH        | 856            | 18        | 47.56          |  |
| APRIL        | 600            | 8         | 75.00          |  |
| MAY          |                |           |                |  |
| JUNE         |                |           |                |  |
| JULY         |                |           |                |  |
| AUGUST       |                |           |                |  |
| SEPTEMBER    |                |           |                |  |
| OCTOBER      |                |           |                |  |
| NOVEMBER     |                |           |                |  |
| DECEMBER     |                |           |                |  |
| YEARLY TOTAL | 5279           | 102       | 51.75          |  |

|           | Number of open trades closed on | Number of pips made in trades | % of the Total pips made | Winners | Losers | % Winners | % Losers |
|-----------|---------------------------------|-------------------------------|--------------------------|---------|--------|-----------|----------|
| MONDAY    | 24                              | 1082                          | 20.78%                   | 23      | 1      | 95.83%    | 4.17%    |
| TUESDAY   | 39                              | 1877                          | 36.05%                   | 35      | 4      | 89.74%    | 10.26%   |
| WEDNESDAY | 28                              | 1718                          | 32.99%                   | 27      | 1      | 96.43%    | 3.57%    |
| THURSDAY  | 9                               | 506                           | 9.72%                    | 7       | 2      | 77.78%    | 22.22%   |
| FRIDAY    | 2                               | 96                            | 1.84%                    | 2       | 0      | 100.00%   | 0.00%    |

|           | Average pip winner size | Average pip loser size | Profit Factor | Average net pip made per trade |
|-----------|-------------------------|------------------------|---------------|--------------------------------|
| MONDAY    | 45.83                   | -28.00                 | 1.64          | 42.75                          |
| TUESDAY   | 51.37                   | -19.75                 | 2.60          | 44.08                          |
| WEDNESDAY | 62.04                   | -43.00                 | 1.44          | 58.29                          |
| THURSDAY  | 67.86                   | -15.50                 | 4.38          | 49.33                          |
| FRIDAY    | 48.00                   | 0.00                   | 0.00          | 48.00                          |

\*assumes a 30 pip stop per microlot , \$150\*2%=\$3  
30 pips\*.10 per microlot=\$3  
you want a profit factor greater than 2  
\*\* the expected return to the amount of capital at risk taken (30 pips per microlot)  
to achieve these returns. This should be >1  
\*\*\* this statistic is considered the expected profitability/unprofitability of the next trade

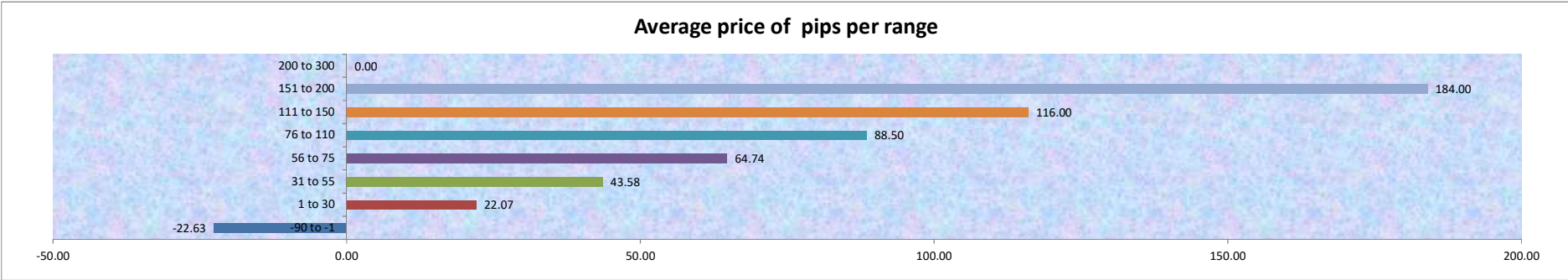
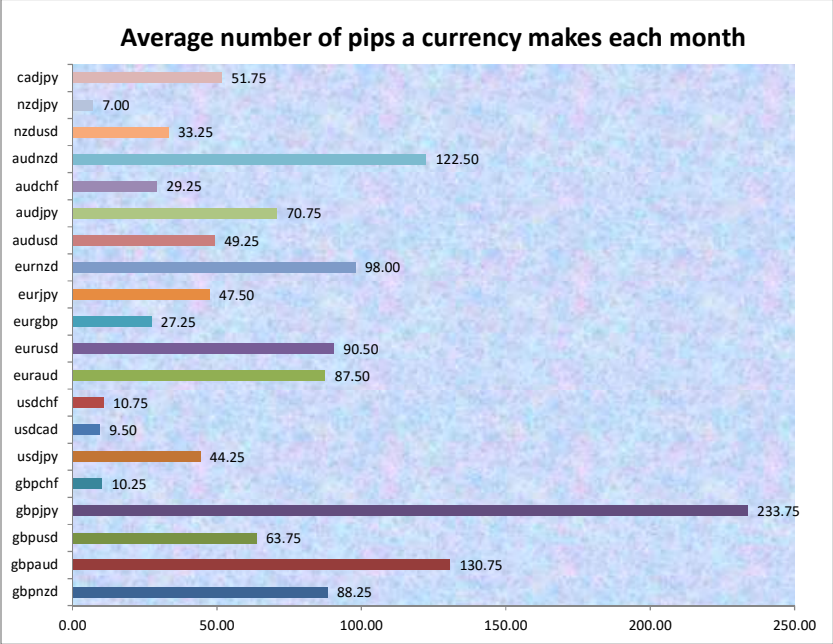
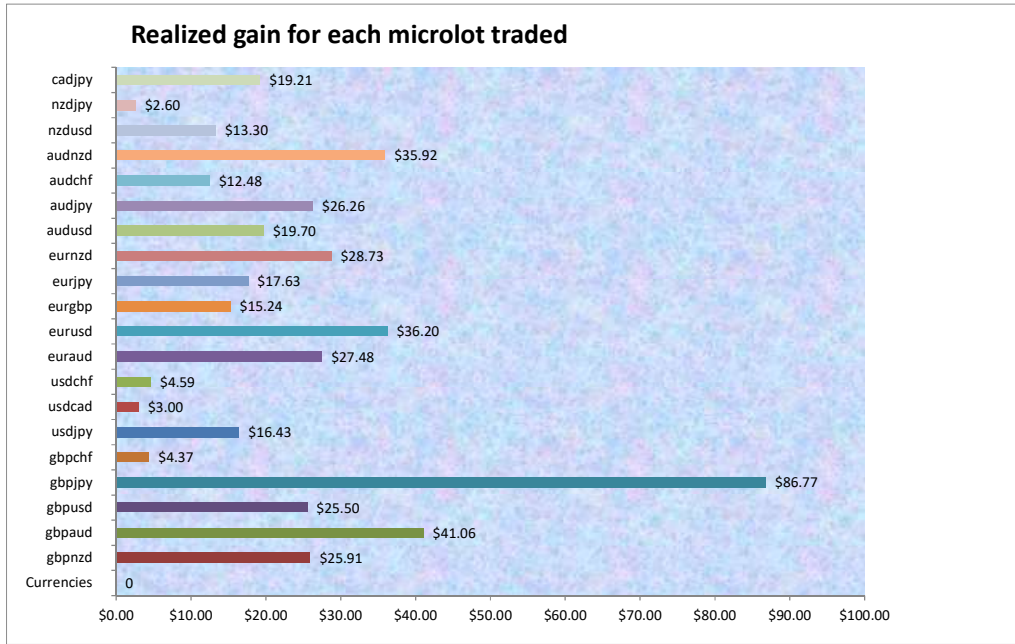
| Currencies | Total winning pips | Total losing pips | Total winning trades | Total losing trades | Average win % | Average winner size | Average loss % | Average loser size | Average net pip made per trade | ROI (\$150 margin per microlot traded)* |
|------------|--------------------|-------------------|----------------------|---------------------|---------------|---------------------|----------------|--------------------|--------------------------------|---|
| gbpnzd     | 353                | 0                 | 3                    | 0                   | 100.00%       | 117.67              | 0.00%          | 0.00               | 117.67                         | 23.53%                                  |
| gbpau      | 623                | -100              | 9                    | 3                   | 75.00%        | 69.22               | 25.00%         | -33.33             | 43.58                          | 34.87%                                  |
| gbpusd     | 255                | 0                 | 6                    | 0                   | 100.00%       | 42.50               | 0.00%          | 0.00               | 42.50                          | 17.00%                                  |
| gbpjpy     | 935                | 0                 | 12                   | 0                   | 100.00%       | 77.92               | 0.00%          | 0.00               | 77.92                          | 62.33%                                  |
| gbpchf     | 41                 | 0                 | 1                    | 0                   | 100.00%       | 41.00               | 0.00%          | 0.00               | 41.00                          | 2.73%                                   |
| usdjpy     | 186                | -9                | 4                    | 1                   | 80.00%        | 46.50               | 20.00%         | -9.00              | 35.40                          | 11.80%                                  |
| usdcad     | 38                 | 0                 | 1                    | 0                   | 100.00%       | 38.00               | 0.00%          | 0.00               | 38.00                          | 2.53%                                   |
| usdchf     | 60                 | -17               | 2                    | 1                   | 66.67%        | 30.00               | 33.33%         | -17.00             | 14.33                          | 2.87%                                   |
| euraud     | 393                | -43               | 6                    | 1                   | 85.71%        | 65.50               | 14.29%         | -43.00             | 50.00                          | 23.33%                                  |
| eurusd     | 362                | 0                 | 6                    | 0                   | 100.00%       | 60.33               | 0.00%          | 0.00               | 60.33                          | 24.13%                                  |
| eurgbp     | 113                | -4                | 3                    | 1                   | 75.00%        | 37.67               | 25.00%         | -4.00              | 27.25                          | 7.27%                                   |

|         |      |      |    |   |         |       |        |        |       |         |
|---------|------|------|----|---|---------|-------|--------|--------|-------|---------|
| eurjpy  | 190  | 0    | 3  | 0 | 100.00% | 63.33 | 0.00%  | 0.00   | 63.33 | 12.67%  |
| eurnzd  | 400  | -8   | 5  | 1 | 83.33%  | 80.00 | 16.67% | -8.00  | 65.33 | 26.13%  |
| audusd  | 197  | 0    | 5  | 0 | 100.00% | 39.40 | 0.00%  | 0.00   | 39.40 | 13.13%  |
| audjpy  | 283  | 0    | 6  | 0 | 100.00% | 47.17 | 0.00%  | 0.00   | 47.17 | 18.87%  |
| audCHF  | 117  | 0    | 2  | 0 | 100.00% | 58.50 | 0.00%  | 0.00   | 58.50 | 7.80%   |
| audnzd  | 490  | 0    | 11 | 0 | 100.00% | 44.55 | 0.00%  | 0.00   | 44.55 | 32.67%  |
| nzdusd  | 133  | 0    | 3  | 0 | 100.00% | 44.33 | 0.00%  | 0.00   | 44.33 | 8.87%   |
| nzdjpy  | 28   | 0    | 1  | 0 | 100.00% | 28.00 | 0.00%  | 0.00   | 28.00 | 1.87%   |
| cadjpy  | 207  | 0    | 3  | 0 | 100.00% | 69.00 | 0.00%  | 0.00   | 69.00 | 13.80%  |
| Totals= | 5404 | -181 | 92 | 8 | 92.16%  | 58.74 | 7.84%  | -22.63 | 52.36 | 348.20% |

| Currencies | Profit factor | Payoff Ratio ** | Expected Payoff *** | 2/21/2018 micro Rate exch to USD | Total gain per microlot traded | Realized gain in US Dollars | % ROI per currency per week | % ROI per year (51wks) | Average number of pips a currency makes each month |
|------------|---------------|-----------------|---------------------|----------------------------------|--------------------------------|-----------------------------|-----------------------------|------------------------|--|
| gbpnzd     |               | 3.92            | 39.22               | 0.0734                           | \$35.30                        | \$25.91                     | 1.68%                       | 85.73%                 | 88.25  |
| gbpaud     | 6.23          | 1.45            | 3.63                | 0.0785                           | \$52.30                        | \$41.06                     | 2.49%                       | 127.01%                | 130.75   |
| gbpusd     |               | 1.42            | 7.08                | 0.1                              | \$25.50                        | \$25.50                     | 1.21%                       | 61.93%                 | 63.75  |
| gbpjpy     |               | 2.60            | 6.49                | 0.0928                           | \$93.50                        | \$86.77                     | 4.45%                       | 227.07%                | 233.75   |
| gbpCHF     |               | 1.37            | 41.00               | 0.1067                           | \$4.10                         | \$4.37                      | 0.20%                       | 9.96%                  | 10.25  |
| usdjpy     | 20.67         | 1.18            | 7.08                | 0.0928                           | \$17.70                        | \$16.43                     | 0.84%                       | 42.99%                 | 44.25  |
| usdcad     |               | 1.27            | 38.00               | 0.0790                           | \$3.80                         | \$3.00                      | 0.18%                       | 9.23%                  | 9.50   |
| usdCHF     | 3.53          | 0.48            | 4.78                | 0.1067                           | \$4.30                         | \$4.59                      | 0.20%                       | 10.44%                 | 10.75  |
| euraud     | 9.14          | 1.67            | 7.14                | 0.0785                           | \$35.00                        | \$27.48                     | 1.67%                       | 85.00%                 | 87.50  |
| eurusd     |               | 2.01            | 10.06               | 0.1                              | \$36.20                        | \$36.20                     | 1.72%                       | 87.91%                 | 90.50  |
| eurGBP     | 28.25         | 0.91            | 6.81                | 0.1398                           | \$10.90                        | \$15.24                     | 0.52%                       | 26.47%                 | 27.25  |
| eurjpy     |               | 2.11            | 21.11               | 0.0928                           | \$19.00                        | \$17.63                     | 0.90%                       | 46.14%                 | 47.50  |
| eurnzd     | 50.00         | 2.18            | 10.89               | 0.0733                           | \$39.20                        | \$28.73                     | 1.87%                       | 95.20%                 | 98.00  |
| audusd     |               | 1.31            | 7.88                | 0.1                              | \$19.70                        | \$19.70                     | 0.94%                       | 47.84%                 | 49.25  |
| audjpy     |               | 1.57            | 7.86                | 0.0928                           | \$28.30                        | \$26.26                     | 1.35%                       | 68.73%                 | 70.75  |
| audCHF     |               | 1.95            | 29.25               | 0.1067                           | \$11.70                        | \$12.48                     | 0.56%                       | 28.41%                 | 29.25  |
| audnzd     |               | 1.48            | 4.05                | 0.0733                           | \$49.00                        | \$35.92                     | 2.33%                       | 119.00%                | 122.50   |
| nzdusd     |               | 1.48            | 14.78               | 0.1                              | \$13.30                        | \$13.30                     | 0.63%                       | 32.30%                 | 33.25  |
| nzdjpy     |               | 0.93            | 28.00               | 0.0928                           | \$2.80                         | \$2.60                      | 0.13%                       | 6.80%                  | 7.00   |
| cadjpy     |               | 2.30            | 23.00               | 0.0928                           | \$20.70                        | \$19.21                     | 0.99%                       | 50.27%                 | 51.75  |
| Totals=    | 29.86         | 1.75            | 0.52                |                                  | \$522.30                       | \$462.37                    |                             |                        |  |

| range of pips made or lost | Number of trades per range | Average price of pips per range | % of the total trades per range | % of the total pips per range |
|----------------------------|----------------------------|---------------------------------|---------------------------------|-------------------------------|
| -90 to -1                  | 8                          | -22.63                          | 7.84%                           | -4.56%                        |
| 1 to 30                    | 14                         | 22.07                           | 13.73%                          | 4.45%                         |
| 31 to 55                   | 36                         | 43.58                           | 35.29%                          | 8.78%                         |
| 56 to 75                   | 19                         | 64.74                           | 18.63%                          | 13.04%                        |
| 76 to 110                  | 16                         | 88.50                           | 15.69%                          | 17.83%                        |
| 111 to 150                 | 6                          | 116.00                          | 5.88%                           | 23.37%                        |
| 151 to 200                 | 1                          | 184.00                          | 0.98%                           | 37.08%                        |
| 200 to 300                 | 0                          | 0.00                            | 0.00%                           | 0.00%                         |

7.43      \$3,342.86 account size needed to trade 3 microlots for the average total  
 Maximum number of trades in any week=18      of trades if ave trades were open at the same time each week



| Currencies | Live Trade pips made |
|------------|----------------------|
| nzdusd     | 93                   |
| euraud     | 19                   |
| gbpjpy     | 237                  |

| Currencies | IC Alert pips made |
|------------|--------------------|
| 0          | 9                  |
| euraud     | 87                 |
| usdjpy     | 36                 |

| Currencies | Session Recap pips made |
|------------|-------------------------|
| audjpy     | 148                     |
| euraud     | 172                     |
| audnzd     | 390                     |

|                         |            |
|-------------------------|------------|
| audjpy                  | 75         |
| usdjpy                  | 59         |
| gbpaud                  | 54         |
| eurusd                  | 46         |
| usdcad                  | 38         |
| eurnzd                  | -8         |
| <b>Jan to Dec Total</b> | <b>613</b> |

|                         |             |
|-------------------------|-------------|
| gbpjpy                  | 267         |
| eurnzd                  | 242         |
| eurusd                  | 77          |
| audjpy                  | 60          |
| gbpusd                  | 85          |
| gbpaud                  | 211         |
| audnzd                  | 100         |
| audusd                  | 43          |
| usdchf                  | -17         |
| gbpchf                  | 41          |
| eurgbp                  | 42          |
| eurjpy                  | 72          |
| cadjpy                  | 101         |
| <b>Jan to Dec Total</b> | <b>1456</b> |

|                         |             |
|-------------------------|-------------|
| usdjpy                  | 82          |
| gbpaud                  | 258         |
| usdchf                  | 60          |
| gbpjpy                  | 431         |
| gbpusd                  | 170         |
| eurusd                  | 239         |
| gbpnzd                  | 267         |
| eurjpy                  | 118         |
| audchf                  | 117         |
| eurgbp                  | 67          |
| eurnzd                  | 60          |
| audusd                  | 154         |
| nzdusd                  | 40          |
| cadjpy                  | 106         |
| nzdjpy                  | 28          |
| ucad                    | 47          |
| <b>Jan to Dec Total</b> | <b>2954</b> |

**Equity Curve for each type of trade- profits made trading  
only 1 Micro lot (quoted in US Dollars)**

