



► TECHNICAL ANALYSIS .... 2



► SQUARING UP ..... 3



○ Winter | ○ | ○ 2014

# Trading *focus*

HELPING FOREX TRADERS ACHIEVE THEIR GOALS

*We exist to provide the finest charting system on the planet and to augment that with world class training, education and support.*

## Helping you achieve your trading goals


I am often asked, why is your pip capture from traders grown to be so high vs. years in the past.

The answer has become very clear to me. **Currently 85% of our live room and chart subscribers are Fast Track Traders.** Many have been with us since 2004, but the vast majority have come to us in the last two years,

Those traders have honed their skill level and have invested in the education they need to be successful Target Traders.


As the overall % of traders is now on the side of educated, informed disciplined traders, the results show up. What most Forex educational programs have is 85% uneducated, uniformed traders trying to master a 5-8 pip scalping technique that the math shows will just not hold up long term.

We will only have a few of these Fast Track mentorship programs open each year, so....Spend some time deciding ahead of time if this might be right for you and when we offer it, you can make the decision and **"PUSH THE BUTTON"**.



## Trading Tips

The Que Ball: In the game of pool, in order to "run the table" the shooter must preplan where the cue ball will go NEXT—AFTER he makes this shot. A skilled player makes this look easy in Pool. In trading it is the same thing: Preplan your second trade ( or your add) and then decide if the risk is worth the reward on the total trade—not just the first trade. A small reward on the first trade may be a great reward on the combined 2 trades..



# Getting the most from Technical Analysis

*Technical analysis is the cornerstone of Forex Target Trading!*

## We Trade the 240 chart!

New traders tend to focus on the RF 1010 trade setup. While it is the BEST trade setup I have ever seen, it is only a small piece of the puzzle.

We actually trade the 240 minute

Chart, confirm that the 60 minute is going the same way and then look to enter on the 10 minute chart for best price and smallest stops.

But all of this usually takes place inside a much bigger picture since the BIG BOYS are trading the big picture.

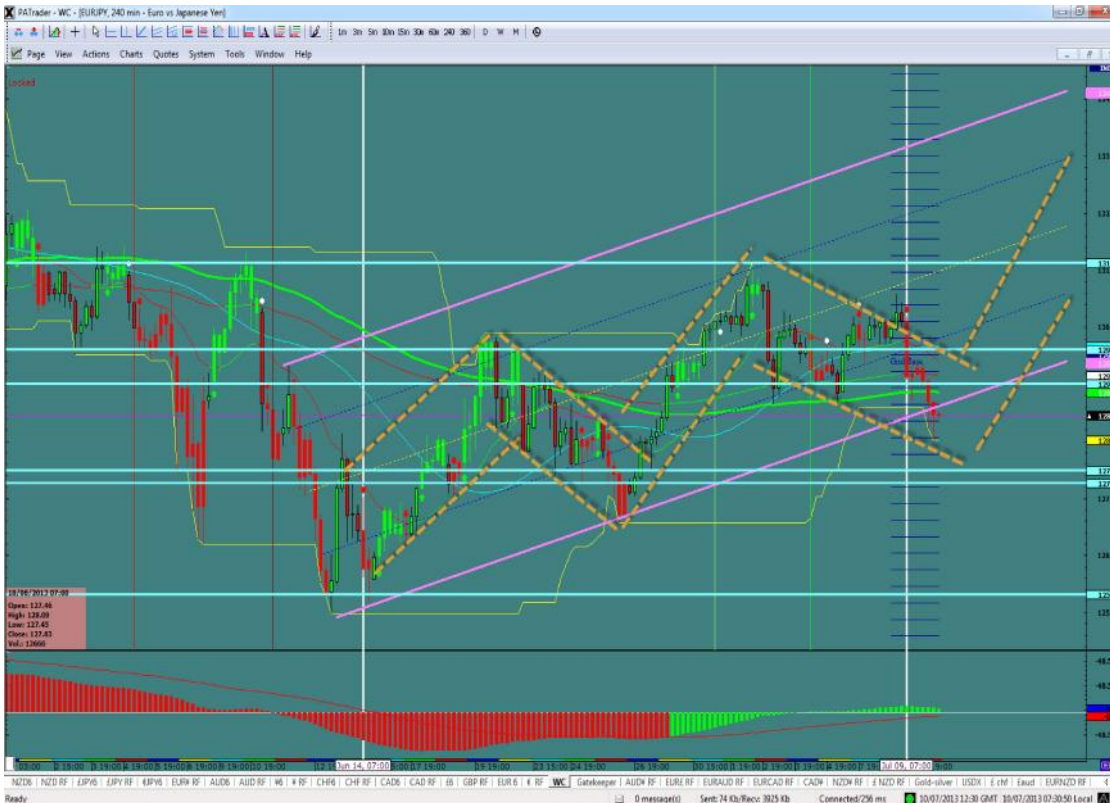
In the graphic below you can see

the 240 trends are actually waves inside the bigger picture, since we trade the 240 inside this larger picture we can trade all of the waves shown WITHOUT being counter trend.

This allows us to maximize the opportunity as long as we know WHERE WE ARE in the big Picture. Below we are waiting for wave 5 UP!

Success is not final, failure is not fatal: it is the courage to continue that counts.

Winston Churchill



ProAct Traders LLC

Proacttraders.com

## SMARTER INVESTING: Do the work




You can't learn to target trade with any consistency in 3 weeks. It takes time and practice. Be realistic in how long it will take you..

But what do you do to keep your journey going. As in all endeavors that are worthwhile, you have to have a goal, commit to that goal, have a plan or method to accomplish that goal and then EXECUTE THE PLAN.

Part of the learning process is to NOT try and make money at first...LEARN TO MAKE PIPS.

Be methodical about your journey making sure that before you tackle the next level of understanding, you understand the lessons you have just learned. Understanding the Forex as a day trader means that you are building a methodology for success—any part you don't understand will harm you at the next level.

Understanding comes from DOING. And doing means doing the work correctly, and sequentially.



# Gartley Patterns?

## How do we use them?



Below the inexperienced trader would be looking for the bounce inside the trend to the upside.

is a sign that the movement in side the trend has failed or might fail.



The Gartley Pattern is one that experienced traders start to learn and practice finding in the charts.

The experience trader sees that the C move failed to produce a wave or higher high which

All you need is ignorance and confidence and the success is sure.

The experienced trader will trade the Gartley pattern with confidence to the D point.


### Why is it important?

[Mark Twain](#)



ProAct Traders LLC

Proacttraders.com



## Too Many Lines Man!

By: Gillian Huyton

Guest writer and Fast Track Trader



My first reaction on seeing the Proact Traders charts in the live training room, ‘was oh my goodness, way too many lines’. Having traded for several years now I prided myself on having virtually nothing on my charts except candlesticks and one moving average. Initially it was a great put off. But gradually I began to see the sense of them, until I could even chuckle when Scott poked a little fun at all the people who have similar reactions to me, ‘too many lines man!’.

Increasingly though, I began to see that there wasn’t one line or indicator on their unique charts that was superfluous. Many of them have been developed by themselves out from a deep knowledge of how the forex markets actually work. I have not come across the tools they provide on any other platform and I do have what I thought to be the Rolls Royce of charts from Tradestation. (Believe me anyone using MT4 definitely won’t be privileged with anything out

there that compares).

### So why are their charts so powerful, what makes them special along with their training?

I won’t be able to cover it all, but here are a few:

As you learn in real time on live markets, each piece of the puzzle on the charts is gone into in great detail. Obviously not the proprietary development information, but enough to know that you can trust them and more importantly, how to use them to great effect.

You have the ability to ask Scott Barkley questions in the chat-box and he takes care to answer them all.

On their website they have hundreds of lessons in video and pdf format that you can refer to over and over again until you ‘get it’!

You can repeat the fast track course over and over as it is like a firehouse of information that you can then implement and practice each day on the charts.

Practising the component parts of the charts by paper trading, is like dozens of lightbulbs going off as you begin to see that each component works and is telling you something. It is like learning a whole new language. As one seasoned trader Pip said and who is a great daily helper, “I thought the charts were speaking ancient Sanskrit.” Gradually though as you become familiar with the charts, the language begins to make sense very quickly. The charts do start speaking to you, learning to listen, means you can then develop all your complete trading plans with confidence

and ease and execute them with precision. ‘Plan your trade and trade your plan’ has been a mantra of mine for ages, and their charts give you the confidence and knowledge to do that.

Several of their chart components give you accurate and detailed targets to shoot for. Just knowing that these ‘work’ gives you the confidence to stay with a trade as it moves and pullbacks and stops you from clicking out for a few pips and go for much larger targets. Just this alone means that you increase your risk/reward ratios substantially. Staying in a winning trade is one of the hardest things most traders face. We have all heard the advice, ‘let your winners run’ but implementing that without real confidence that a trade is going to your target is nigh on impossible. Seeing those lines on the chart that tell you where it is going with a high percentage of accuracy lets you stay with winning trades. At first it looks like ‘magic’ – but it is a huge relief to know that you can trust them, proved by your own hand by paper trading them in the historical chart data.

Well I could continue, but for now I will finish by saying loud and clear,

**“Where are the lines on my charts man**



ProAct Traders LLC

Proacttraders.com